

# GENEROUS STUDENTS™

THE ADVENTURE  
STARTS WITH ME!



**1<sup>ST</sup> GRADE**  
CHRISTIAN SCHOOLS

# GENEROUS STUDENTS™

## THE ADVENTURE STARTS WITH ME!

Generous Students™: The Adventure Starts With Me!

Copyright © 2023 by I Like Giving®

Written by: Dana Brady, Laura Formsma, Megan Shahabi, Christie Tallant,  
Kierstin Toth, & Stacey Ziegler

Edited by: Susanna Aughtmon & Jack Aughtmon

Design: Chelcea Cummings & Tawney Kuhn

Scripture quotation is taken from the Holy Bible, New International Version unless otherwise noted.

Scriptures taken from the Holy Bible, New International Version®, NIV®. Copyright © 1973, 1978, 1984, 2011 by Biblica, Inc.™ Used by permission of Zondervan. All rights reserved worldwide. [www.zondervan.com](http://www.zondervan.com) The “NIV” and “New International Version” are trademarks registered in the United States Patent and Trademark Office by Biblica, Inc.™

Scripture quotations marked (NLT) are taken from the Holy Bible, New Living Translation, copyright ©1996, 2004, 2015 by Tyndale House Foundation. Used by permission of Tyndale House Publishers, Carol Stream, Illinois 60188. All rights reserved.

Scripture taken from the International Children’s Bible®. Copyright © 1986, 1988, 1999 by Thomas Nelson. Used by permission. All rights reserved.

Scripture quotations are from the ESV® Bible (The Holy Bible, English Standard Version®), copyright © 2001 by Crossway, a publishing ministry of Good News Publishers. Used by permission. All rights reserved.

All rights reserved. No part of this book may be reproduced or transmitted in any form or by any means, electronic or mechanical, including photocopying and recording, or by information storage or retrieval system, without permission in writing from I Like Giving®.

Printed in the United States of America  
2023

# THIS BOOK BELONGS TO

## LOOK AHEAD AT THE ADVENTURE



**ADVENTURE 1**  
**WHAT IS GENEROSITY?**  
Page 4



**ADVENTURE 2**  
**GENEROUS THOUGHTS**  
Page 8



**ADVENTURE 3**  
**GENEROUS WORDS**  
Page 11



**ADVENTURE 4**  
**GENEROUS MONEY**  
Page 15



**ADVENTURE 5**  
**GENEROUS TIME**  
Page 19



**ADVENTURE 6**  
**GENEROUS INFLUENCE**  
Page 22



**ADVENTURE 7**  
**GENEROUS ATTENTION**  
Page 26



**ADVENTURE 8**  
**GENEROUS BELONGINGS**  
Page 29



**ADVENTURE 9**  
**GENEROUS GOD**  
Page 32



**ADVENTURE 10**  
**THE 7 WAYS REVIEW**  
Page 35



**ADVENTURE COMPANION**  
Page 38

## ADVENTURE 1

# WHAT IS GENEROSITY?

MEET THE GENEROSITY GIRAFFE

A cartoon illustration of a yellow giraffe with orange spots, wearing round glasses and a green bow tie. The giraffe is standing in a forest with green trees and bushes. A blue speech bubble is next to the giraffe's head.

To give, share,  
and show  
you care!



## LESSON 1

# ENTER THE ADVENTURE

## GRATITUDE JOURNAL

Draw a person or thing you're grateful for today!  
If you want an extra challenge, write it out on the line.

Today I'm grateful for...

Handwriting practice lines consisting of solid top and bottom lines with a dashed middle line. There are four sets of these lines for writing.



## LESSON 2

# EXPLORE THE BIBLE

## SCRIPTURE CONNECTION

### My Good Gift Brainstorm

*Every good and perfect gift is from above, coming down from the Father of the heavenly lights...*

— James 1:17a

Who is a gift from God in your life?

---

---

---

How do they give you joy?

---

---

---

---

---

What do you love about them?

---

---

---

---

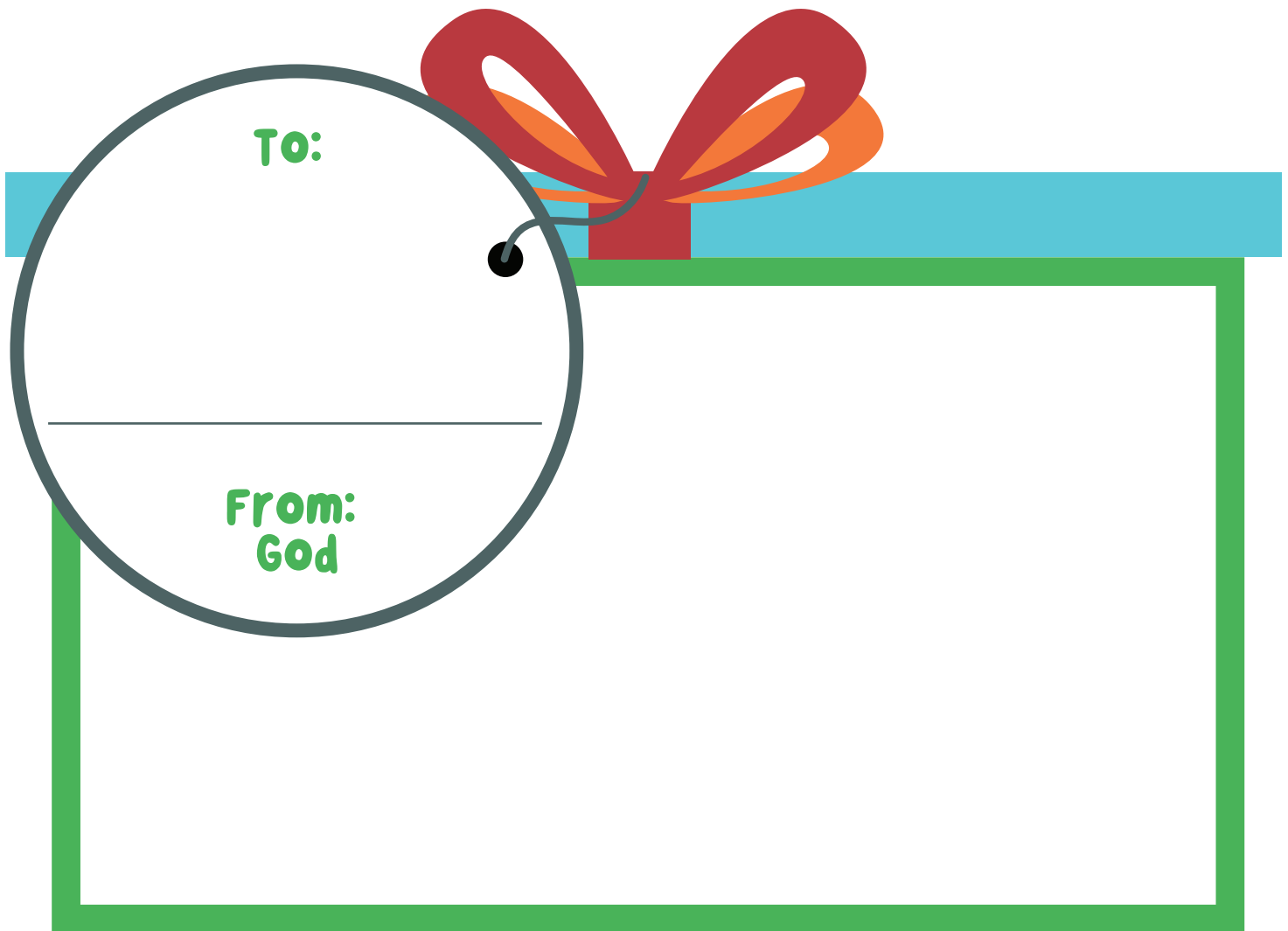
---

# My Good Gift

**Every good and perfect gift is from above, coming down from the Father of the heavenly Lights...**

**— James 1:17a**

On the gift tag circle, write the name of a family member or friend who is a gift in your life. Then in the open box, draw a picture of that person. Fill in their name again on the line and explain why they are your good gift!



\_\_\_\_\_

-----

\_\_\_\_\_ is my good gift because

\_\_\_\_\_

-----

\_\_\_\_\_




## LESSON 5 **BE BOLD**

### **LIVE IT OUT**

### **I Can Be Generous!**

You are a gift from God — and you have gifts to give others! How can you be generous to your family and friends? Draw pictures of specific ways you can give, share, and show you care! In the next few days, pick one person who you would like to give to, share with, and show how much you care.





I'm a gift  
from God!

I'm a gift  
from God!

I'm a gift  
from God!

I'm a gift  
from God!

**My unique  
gift is:**

---

---

---

**My unique  
gift is:**

---

---

---

**My unique  
gift is:**

---

---

---

**My unique  
gift is:**

---

---

---

**My unique  
gift is:**

---

---

---

## ADVENTURE 1

# WHAT IS GENEROSITY?

MEET THE GENEROSITY GIRAFFE

To give, share,  
and show  
you care!





## ADVENTURE 1

# WHAT IS GENEROSITY?

Welcome to Generous Students! Your child has begun a new adventure into the world of Generosity. After each lesson, you'll receive this ADVENTURE COMPANION — to share what was taught and let you know how you can join in the life-changing journey of Generosity at home! Visit [generousclassroom.com](http://generousclassroom.com) for more information!



### Generous Learning A Glimpse Into the Adventure

- We brainstormed together to think about what Generosity means.
- We identified people in our lives that are a gift from God for the My Good Gift activity.
- We learned how to use The 7 Ways in everyday life.
- We identified ways each student is a unique gift and made I'm a Gift headbands.



### Generous Friends

Meet **The Generosity Giraffe!** He taught us what Generosity means: to give, share, and show you care.

Ask your child about our story — *Jasper G and the Me-Thinking Madness*.



### Generous Conversations: Family Discussion Starters

- Grown-ups, who first modeled Generosity for you? Tell your kids about the impact this person has had on your life.
- How were you generous today by giving, sharing, or showing that you cared?
- In what specific ways could our family be more generous to one another?



### Generous Home: Bring Generosity home with these ideas!

- Each lesson in Generous Students begins with START WITH GRATITUDE. To get the day started off right, make it a habit on the drive to school to have everyone in the car share the three things they're grateful for.
- Students reflected on the truth that they are God's generous gift. Take a few moments to tell your child how he/she is a gift to you.
- Find ways to connect regular moments in the day to Generosity. The 7 Ways of Living Generously can anchor your parenting. It provides great language and understanding around building healthy relationships, managing conflict, maintaining harmony in the home, and raising kids with grateful hearts.



### Generous Wisdom

**James 1:17 (NLT) — Whatever is good and perfect is a gift coming down to us from God our Father, who created all the lights in the heavens.** All of the good things in our life are a gift from our Generous God!



Learn more about  
Generous Classroom™ at  
[generousclassroom.com](http://generousclassroom.com)

Get inspiration, free downloads, and  
supplemental ideas by following us on  
social media @GenerousClassroom

# ADVENTURE 2

# GENEROUS THOUGHTS

WITH ELLIE THE ELEPHANT

Use a thought in  
my mind to think  
something kind.





## LESSON 1

# ENTER THE ADVENTURE

## GRATITUDE JOURNAL

Draw a person or thing you're grateful for today!  
If you want an extra challenge, write it out on the line.

Today I'm grateful for...

Handwriting practice lines consisting of solid top and bottom lines with a dashed middle line. There are four sets of these lines for writing.

God  
thinks  
about  
me.

**How precious are your thoughts about me, O God. They cannot be numbered! I can't even count them; they outnumber the grains of sand!**

**— Psalm 139:17-18a (NLT)**



## LESSON 5

# BE BOLD

## LIVE IT OUT

### Thinking of You!

---

---

---

---

---

---

---

---

---

---


### From:

Write your name below.

---

---

---





# ADVENTURE 2

# GENEROUS THOUGHTS

WITH ELLIE THE ELEPHANT

Use a thought in  
my mind to think  
something kind.





## ADVENTURE 2

# GENEROUS THOUGHTS



### Generous Learning A Glimpse Into the Adventure


- We completed an art project that represents how God's Generous Thoughts about us outnumber all the grains of sand.
- We reflected on the many thoughts that go through our minds and identified examples of how Generous Thoughts look different than Stinkin' Thinkin'.
- We shared kind thoughts with a loved one during our Thinking of You activity.



### Generous Friends

Meet **Ellie the Elephant!** She taught us about Generous Thoughts: Use a thought in my mind to think something kind.

Ask your child about our story — *Ellie the Elephant and the Adventure of Stinkin' Thinkin'.*



### Generous Conversations: Family Discussion Starters

- Think of two kind thoughts about someone in our family, then share your thoughts out loud.
- Stinkin' Thinkin' happens when our thoughts are unkind, cranky, and believe the worst about someone else. When has this happened to you? How did it make you feel?
- Should we keep all of our thoughts inside of our minds or share our thoughts with others? Why?



### Generous Home: Bring Generosity home with these ideas!

- Set aside time as a family to affirm each other. Bedtime is a great time for this!
- Ask your child what Stinkin' Thinkin' means and remind them they can always come to you if they have sad or unhappy thoughts. It's never too early to teach kids how to identify unhelpful thoughts and redirect/rephrase them to be true and helpful.
- Be a model of Generous Thoughts for your child. As you observe opportunities to be generous and kind in the ways you approach situations or people, share your thoughts aloud so they can hear Generous Thoughts in action. Example: "The coach is 10 minutes late to practice, but let's be patient and remember that our coach works really hard to lead the team."



### Generous Wisdom

**Psalm 139:17-18a (NLT) — How precious are your thoughts about me, O God. They cannot be numbered! I can't even count them; they outnumber the grains of sand!** God created you and He loves you. He thinks about you all the time!



Learn more about  
Generous Classroom™ at  
[generousclassroom.com](https://generousclassroom.com)

Get inspiration, free downloads, and  
supplemental ideas by following us on  
social media @GenerousClassroom

# ADVENTURE 3

# GENEROUS WORDS

WITH POLLY THE PARROT

Use what I  
say to make  
someone's day.



**GIVE**



## LESSON 1

# ENTER THE ADVENTURE

## GRATITUDE JOURNAL

Draw a person or thing you're grateful for today!  
If you want an extra challenge, write it out on the line.

Today I'm grateful for...

Handwriting practice lines consisting of solid top and bottom lines with a dashed middle line. There are four sets of these lines for writing.



## LESSON 2

# EXPLORE THE BIBLE

## SCRIPTURE CONNECTION

### Building Up With Generous Words

It's time to build one another up with Generous Words. Using your Generous Words building blocks, create a Generosity Tower. If you finish early, come up with more Generous Words, and add more building blocks!

# Generous words Building Blocks

Cut out all the blocks. Sort the blocks with Generous Words and words that are not generous. We will throw away the blocks with words that are not generous, and use the blocks with Generous Words in your booklet. You can write your own Generous Words in the empty blocks too!



Wow!



Do you  
need help?



Are you OK?




You can't  
sit here.



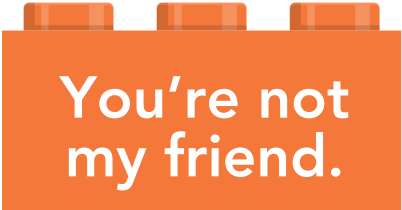
I love you.



Good  
morning!



How are  
you?



You're not  
my friend.




Do you  
want to play  
with me?



I'm sorry.



You can't  
play with me.





## LESSON 4

# HIT THE TRAIL

## APPLICATION TIME

### Generous Words Rebuild

Who?

What?

Why?

Where?

Next Time...

# My Generous word

Write your Generous Word in the block and decorate the rest of the page. Take it home to put somewhere special so you can remember to use this word to build up others with Generous Words.



**Therefore encourage one another and build each other up, just as in fact you are doing.**

**— 1 Thessalonians 5:11**



**I Can Use  
Generous words.**

**I Can Use  
Generous words.**

**I Can Use  
Generous words.**

**I Can Use  
Generous words.**

**I Can Use  
Generous words.**

**I Can Use  
Generous words.**

**I Can Use  
Generous words.**

**I Can Use  
Generous words.**

**I Can Use  
Generous words.**

**I Can Use  
Generous words.**

**I Can Use  
Generous words.**

**I Can Use  
Generous words.**

**I Can Use  
Generous words.**

**I Can Use  
Generous words.**

**I Can Use  
Generous words.**

**I Can Use  
Generous words.**

**I Can Use  
Generous words.**

**I Can Use  
Generous words.**

**I Can Use  
Generous words.**

**I Can Use  
Generous words.**

**I Can Use  
Generous words.**

**I Can Use  
Generous words.**

**I Can Use  
Generous words.**

**I Can Use  
Generous words.**

**I Can Use  
Generous words.**

**I Can Use  
Generous words.**

**I Can Use  
Generous words.**

**I Can Use  
Generous words.**

**I Can Use  
Generous words.**

**I Can Use  
Generous words.**

# ADVENTURE 3

# GENEROUS WORDS

WITH POLLY THE PARROT

Use what I  
say to make  
someone's day.





## ADVENTURE 3

# GENEROUS WORDS



### Generous Learning A Glimpse Into the Adventure

- We felt feathers and sandpaper to compare how they are like gentle and rough words.
- We built a Generous Words tower with blocks and identified kind words that build up others, along with the power that unkind words have to tear down.
- We chose a favorite Generous Word or phrase we can use to build others up.



### Generous Friends

Meet **Polly the Parrot!** She taught us about Generous words: Use what I say to make someone's day.

Ask your child about our story — *Polly the Parrot and the Wonderful Words.*



### Generous Conversations: Family Discussion Starters

- What Generous Words have been said to you that made your day?
- What unkind words have been said to you that you still remember? This is a great opportunity to replace those with Generous Words about your child!
- Have you ever said unkind words to someone and quickly wished you didn't? How would you re-do that time using Generous Words?
- What are quick ways we can make someone's day in our family? Examples: Greet neighbors with a friendly "Hello!" or say "Good morning!" when we take a walk.



### Generous Home: Bring Generosity home with these ideas!

- Have a Generous Words Party: Turn on fun music, get out notecards and pens, and write Generous Words to family and friends. When you are done, address, stamp, and mail them.
- Create a Generous Word paper chain: When someone says Generous Words, write it on a strip of paper and create the first link in your paper chain by gluing the ends together. Watch your home fill up with color and Generous Words. You can celebrate as a family when it gets to a certain length or number of links.
- Before you arrive at gatherings with friends and family, discuss ways that you and your kids can use Generous Words with the people there. For example, plan to greet grandparents by name with a friendly, "Hi!" Or challenge your kids to ask someone a question.



### Generous Wisdom

**1 Thessalonians 5:11 (ESV) — Therefore encourage one another and build one another up, just as you are doing.** When we speak Generous Words, we build others up. Unkind words tear others down, but with God's help, we can always take the opportunity to rebuild.



Learn more about  
Generous Classroom™ at  
[generousclassroom.com](https://generousclassroom.com)

Get inspiration, free downloads, and  
supplemental ideas by following us on  
social media @GenerousClassroom

# ADVENTURE 4

# GENEROUS MONEY

WITH MARCO THE MONKEY

Use my money,  
no matter how  
much, if there is  
a life I can touch.





## LESSON 1

# ENTER THE ADVENTURE

## GRATITUDE JOURNAL

Draw a person or thing you're grateful for today!  
If you want an extra challenge, write it out on the line.

Today I'm grateful for...

Handwriting practice lines consisting of solid top and bottom lines with a dashed middle line. There are four sets of these lines for writing.



# Food Bank




# Birthday Party





# Church offering



# Christmas Blessing



# Packing Meals





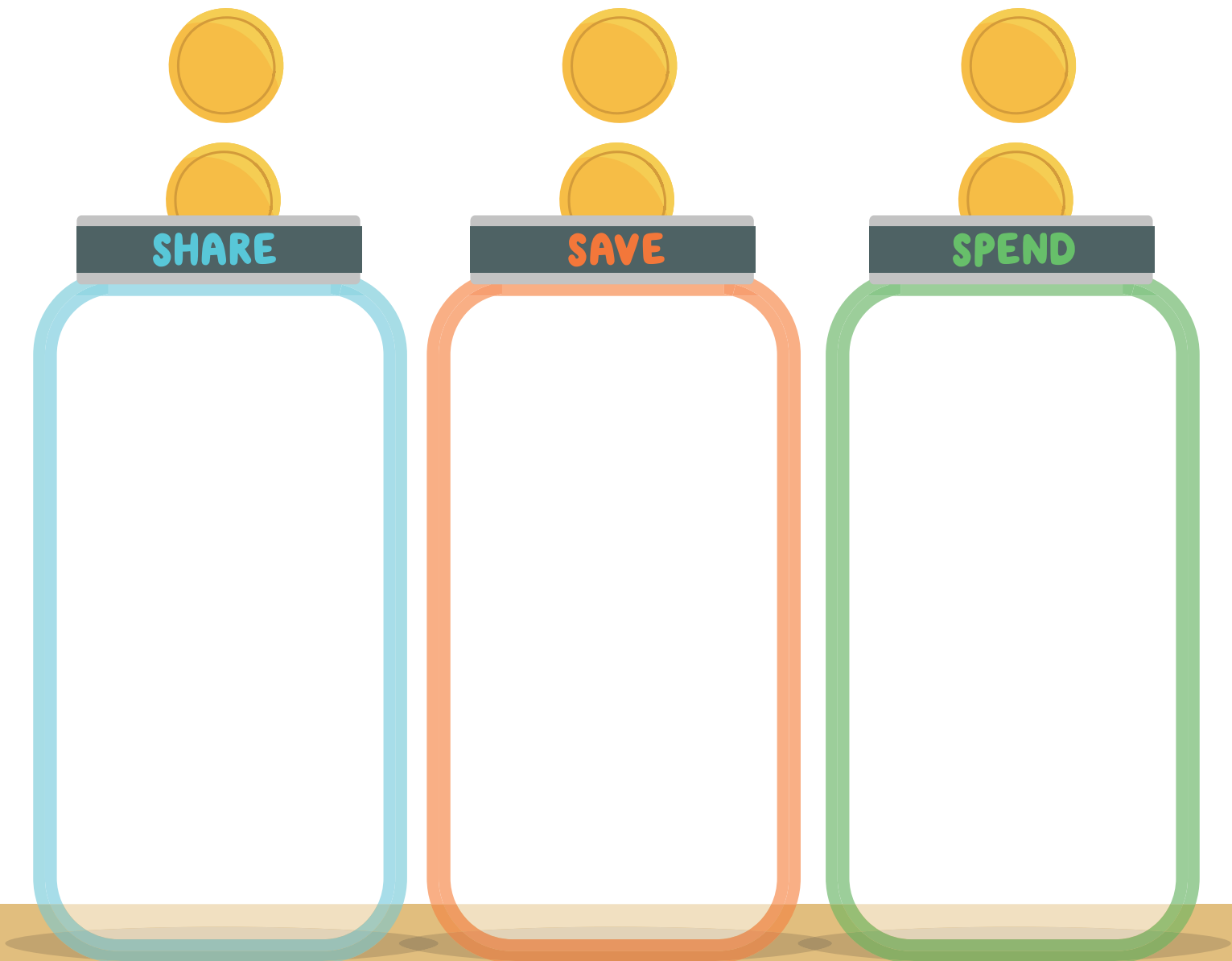
## LESSON 3

# DISCOVER WITH FRIENDS

## STORY TIME

### Share, Save, Spend!

Think about ways you can use your money and draw a picture of each one.





## LESSON 5 BE BOLD

LIVE IT OUT

### Face To Face

#### Generous Money

Use my money, no matter how much, if there is a life I can touch.



**Parents and Guardians:** Today your child completed a lesson about the third way to live generously: Generous Money! When time allows, please find a place for a Face To Face! Your child will interview you by asking you two questions. He/she will practice active listening and Generous Attention as you answer.

1

**Whose lives has our family touched by being generous with money?**

2

**Who has touched our family with Generosity?**

# ADVENTURE 4

# GENEROUS MONEY

WITH MARCO THE MONKEY

Use my money,  
no matter how  
much, if there is  
a life I can touch.





## ADVENTURE 4

# GENEROUS MONEY



### Generous Learning

#### A Glimpse Into the Adventure

- We considered how we would spend \$20.
- We practiced sharing money with others by giving Blessing Bucks away.
- We identified three ways to use our money: save, share, and spend.



### Generous Friends

Meet **Marco the Monkey!** He taught us about Generous Money: Use my money, no matter how much, if there is a life I can touch.

Ask your child about our story — *Marco the Monkey and the Marvelous Money.*



### Generous Conversations: Family Discussion Starters

- If you had \$20, how would you save, share, and spend it?
- The Bible tells us to do good and share with others. How can we do this in our family?
- When has your life been touched by someone else's Generosity with money?



### Generous Home: Bring Generosity home with these ideas!

- Create new traditions, like Tipping Tuesday, where you and your family leave the server at dinner a bigger tip than normal.
- Designate a family piggy bank for extra change and money. Have it ready for when a new giving opportunity arises.
- Model Generosity by paying for someone else's coffee when you're with your kids. They will see how simple and easy it is to share.
- It's never too early to teach your child money management skills and the importance of Generosity. Consider incorporating opportunities for Generosity within the ways you manage allowance or at times when your child receives money.
- Face To Face Interview: Today your child completed a lesson about Generous Money. When time allows, please find time for them to complete their Face To Face interview. Your child will ask you two questions, then practice his/her active listening.



### Generous Wisdom

**Hebrews 13:16 — And do not forget to do good and share with others, for with such sacrifices God is pleased.** The Bible tells us to share. God is delighted when we share with others who are in need.



Learn more about  
Generous Classroom™ at  
[generousclassroom.com](https://generousclassroom.com)

Get inspiration, free downloads, and  
supplemental ideas by following us on  
social media @GenerousClassroom

# ADVENTURE 5

# GENEROUS TIME

WITH STANLEY THE SLOTH

Use any moment  
in my day to  
put Generosity  
on display.







## LESSON 1

# ENTER THE ADVENTURE

## GRATITUDE JOURNAL

Draw a person or thing you're grateful for today!  
If you want an extra challenge, write it out on the line.

Today I'm grateful for...

Handwriting practice lines consisting of solid top and bottom lines with a dashed middle line. There are four sets of these lines for writing.




## LESSON 5 BE BOLD

### LIVE IT OUT



### Time for Gratitude!

Listen to your teacher's instructions about how to label your circles. Write three things you are grateful for on the lines beside each topic.



---

---

---


---

---

---

---

---



---

---

---

---

---

---

---

---

# ADVENTURE 5

# GENEROUS TIME

WITH STANLEY THE SLOTH

Use any moment  
in my day to  
put Generosity  
on display.





## ADVENTURE 5

# GENEROUS TIME



### Generous Learning

#### A Glimpse Into the Adventure

- We identified different moments in our day when we can put Generosity on display.
- We generated a list of quick and simple ways to show kindness.
- We practiced opportunities to show kindness within the regular rhythm of a day.
- We identified the value of spending time to build a thankful heart and we practiced the habit of Generous Time.



### Generous Friends

Meet **Stanley the Sloth!** He taught us about Generous Time: Use any moment in my day to put Generosity on display.

Ask your child about our story — *Stanley the Sloth and the Tremendous Time Keeper*.



### Generous Conversations: Family Discussion Starters

- What are some ways each of us can generously give our time to one another? Make a list and post it up for everyone to see as a reminder!
- Taking the time to be grateful and thankful is one of the best ways to be generous with our time. What is something specific you're thankful for today?
- What does someone in our family do that makes you feel loved?



### Generous Home: Bring Generosity home with these ideas!

- Being patient is one of the best ways a first grade student (and all of us) can be generous with time. Staying calm, kind, and able to tolerate delays takes practice and is a learned skill. When opportunities to practice patience arise, model this skill for your child and talk about the challenges that come with it.
- If you have some extra time or you arrive early somewhere, ask your child, "How can we be generous with this extra time?" Some ideas may include: a surprise video chat with a grandparent, cleaning out the car, praying together, or asking a specific person, "How can we help?"
- Challenge your kids to secret Generosity challenges with Generous Time, like smiling at people, offering help when they notice someone could use a hand, holding doors open for others, throwing trash away, etc. Building awareness of these small moments that have a big impact will have lifelong blessings for your child and those they serve!



### Generous Wisdom

**John 9:4 — As long as it is day, we must do the works of Him who sent me. Night is coming, when no one can work.** It's so amazing how our minutes, seconds, and hours can be used to show God's love to others!



Learn more about  
Generous Classroom™ at  
[generousclassroom.com](https://generousclassroom.com)

Get inspiration, free downloads, and  
supplemental ideas by following us on  
social media @GenerousClassroom