

# GENEROUS STUDENTS™

THE ADVENTURE  
STARTS WITH ME!



**1<sup>ST</sup> GRADE • TEACHER GUIDE**

CHRISTIAN SCHOOLS

# GENEROUS STUDENTS™

## THE ADVENTURE STARTS WITH ME!

Generous Students™: The Adventure Starts With Me!

Copyright © 2023 by I Like Giving®

Written by: Dana Brady, Laura Formsma, Megan Shahabi, Christie Tallant,  
Kierstin Toth, & Stacey Ziegler

Edited by: Susanna Aughtmon & Jack Aughtmon

Design: Chelcea Cummings & Tawney Kuhn

Scripture quotation is taken from the Holy Bible, New International Version unless otherwise noted.

Scriptures taken from the Holy Bible, New International Version®, NIV®. Copyright © 1973, 1978, 1984, 2011 by Biblica, Inc.™ Used by permission of Zondervan. All rights reserved worldwide. [www.zondervan.com](http://www.zondervan.com) The “NIV” and “New International Version” are trademarks registered in the United States Patent and Trademark Office by Biblica, Inc.™

Scripture quotations marked (NLT) are taken from the Holy Bible, New Living Translation, copyright ©1996, 2004, 2015 by Tyndale House Foundation. Used by permission of Tyndale House Publishers, Carol Stream, Illinois 60188. All rights reserved.

Scripture taken from the International Children’s Bible®. Copyright © 1986, 1988, 1999 by Thomas Nelson. Used by permission. All rights reserved.

All rights reserved. No part of this book may be reproduced or transmitted in any form or by any means, electronic or mechanical, including photocopying and recording, or by information storage or retrieval system, without permission in writing from I Like Giving®.

Printed in the United States of America  
2023

# Generous Students™ are — joyful, purposeful, kind, grateful world-changers!



Dear Teacher/Facilitator,

Welcome to Generous Students! This program is designed to transform the culture of your classroom by building hearts of Generosity in your students and providing practical tools for living a generous life.

Using the The 7 Ways of Living Generously framework, you will discover a new language and approach that can be integrated into the daily rhythm of your classroom. Generous Students will impact discipleship, classroom management, and relationship building in a positive way.

Generous Students is designed by Christian educators for Christian educators. Our goal is to provide the perfect blend of biblically-based Social Emotional Learning (SEL), Christian character development, and high quality learning materials. This program will enhance your Bible curriculum and support your school's core values.

Generous Students establishes clear expectations and standards for the way students treat one another, while inviting parents/guardians to be part of the learning experience.

Generous Students will build a connected culture in your classroom. Students use their Thoughts, Words, Time, Attention, Influence, and more to make others feel seen and loved. Our hope is that your classroom culture will shift and be transformed into an authentic community of Generosity. And we believe that you will be transformed as well!

Thank you for partnering with us to train up the next generation of givers! If you need support, please email our school partnership team at [teachersupport@generousclassroom.com](mailto:teachersupport@generousclassroom.com).

We're excited to have you on this adventure with us. We're deeply grateful for your partnership.

— THE GENEROUS CLASSROOM™ TEAM

# TEACHER GUIDE OVERVIEW



## TEACHER TALK

All text shown in **bold** is provided as a teacher script. While this is a guide for easy implementation, you are welcome to go off the script. We encourage you to speak authentically from your personal experience.



## ADVENTURES AT A GLANCE

- **ENTER THE ADVENTURE** is an introductory lesson to build interest, connect prior knowledge, and learn new vocabulary along with the **GENEROSITY CHEER**.
- **EXPLORE THE BIBLE** is a lesson that connects The 7 Ways of Living Generously to God's Word. Students will explore the meaning of Bible verses and make personal connections with Scripture.
- **DISCOVER WITH FRIENDS** features a captivating and relatable story about each of The 7 Ways of Living Generously told by friends from the Generosity Jungle. Discussion questions and activities are included to reinforce learning.
- **HIT THE TRAIL** includes practical and easy-to-implement activities that allow students to practice and experience Generosity together.
- **BE BOLD** is an invitation to live out The 7 Ways of Living Generously and empower students to take immediate action at school, at home, and in their community.



## START WITH GRATITUDE

At *Generous Students*, we believe a grateful heart is the best place to start. Each adventure begins with a written **GRATITUDE JOURNAL** exercise. This allows your students to experience the benefits of writing down what they are thankful for while building a habit of gratitude.

LESSON 1 begins with a **GRATITUDE JOURNAL** entry. LESSONS 2-5 begin with a **START WITH GRATITUDE** exercise to build a grateful habit and attitude. This can be done in numerous ways. See **START WITH GRATITUDE** in the Teacher Portal for creative ways to lead this portion of the program.

## LESSON EXTENSION

**GENEROUS STUDENTS: THE ADVENTURE STARTS WITH ME!** is aligned with Common Core Standards and Social Emotional Learning competencies. See the Lesson Extension in the Teacher Portal for standards alignment, mentor text options, and enrichment activities for **ADVENTURES 1-10**.

## PARENT/GUARDIAN ENGAGEMENT: THE ADVENTURE COMPANION

The **ADVENTURE COMPANION: A Grown-up's Guide to Generous Students** are take-home pages that are meant to be torn out from the back of student booklets or can be printed from the Teacher Portal and sent home.

This resource is ideal for connecting with parents/guardians and giving them a tool to reinforce and practice The 7 Ways of Living Generously at home. These pages include ideas for continuing the Generosity conversation at home. Partnership with parents/guardians can transform families and bring a generous heart into the home.

Suggestion: If you are using the **ADVENTURE COMPANION** pages from the back of the student booklets, have parent/guardian volunteers cut out and sort them so they're ready to send home after each lesson.

# TEACHER GUIDE OVERVIEW

## MATERIALS

The majority of this program is low to no prep, but there are some items needed throughout the lessons to create a hands-on experience for your students. Below is a list of items that are optional for each lesson. Don't worry if you do not have the budget to purchase these items, we have given you an alternative in the Teacher Portal.

| ADVENTURE                                 | ITEMS NEEDED  | CLASSROOM ITEMS                       |
|---|---|---------------------------------------|
| WHAT IS GENEROSITY?                       | Gift-wrapped box or bag with a class picture inside   | Sentence strips, stapler/glue         |
| GENEROUS THOUGHTS                         | Sand, Q-tips, cardstock   | Markers, glue, construction paper     |
| GENEROUS WORDS                            | Building blocks of any size, items that are soft (feathers, cotton balls, pom poms) & items that are rough (sandpaper, file, rocks) | Scissors, glue sticks                 |
| GENEROUS MONEY                            | \$20.00 bill (real or fake) for demonstration   | Scissors                              |
| GENEROUS TIME                             | Daily agenda, stopwatch   | Scissors, tape/glue                   |
| GENEROUS INFLUENCE                        | Dominoes for demonstration  | Red and green pens (for each student) |
| GENEROUS ATTENTION                        | Beanbags/ball for game, bell, clackers, devices (things to make noise for demonstration)  | Scissors, glue                        |
| GENEROUS BELONGINGS                       | Item to share (candy, stickers, erasers), Stickers x 2 for each student   |                                       |
| GENEROUS GOD                              |   | Sticky notes or Washi tape            |
| THE 7 WAYS REVIEW/<br>GENEROUSITY PROJECT | Bingo board makers (math cups, manipulative of choice)  | Scissors                              |

**ICON GUIDE** Look for these icons throughout the Teacher Guide for tips and transitions:



DISTRIBUTE/COLLECT ITEMS



TEACHER MODELS



STUDENT BOOKLET



START WITH GRATITUDE!



TEACHER SHOUT OUTS



STUDENT ACTIVITY



TEACHER TIP



CLASS DISCUSSION/  
STUDENT RESPONSE



CLASS GAME/ACTIVITY

# ADVENTURES AT A GLANCE



## ADVENTURE 1: WHAT IS GENEROSITY?

Page 1

- **ESSENTIAL QUESTION:** What is Generosity?
- **LEARNING TARGET:** I can give, share, and show I care.
- **ENTER THE ADVENTURE:** Complete the INTRODUCTION and GRATITUDE JOURNAL.
- **EXPLORE THE BIBLE:** Read James 1:17. Brainstorm, illustrate, write, and deliver My Good Gift activity.
- **DISCOVER WITH FRIENDS:** Read *Jasper G* story. Complete the discussion questions.
- **HIT THE TRAIL:** Identify strengths and character traits. Create and wear the I'm A Gift headbands.
- **BE BOLD:** Write/illustrate ways to be generous with friends and family on I Can Be Generous page.



## ADVENTURE 2: GENEROUS THOUGHTS

Page 13

- **ESSENTIAL QUESTION:** Who can I have Generous Thoughts about?
- **LEARNING TARGET:** I can have Generous Thoughts about my family and friends.
- **ENTER THE ADVENTURE:** Complete the INTRODUCTION and GRATITUDE JOURNAL.
- **EXPLORE THE BIBLE:** Read Psalm 139:17-18a. Complete the God Thinks About Me art project.
- **DISCOVER WITH FRIENDS:** Read *Ellie the Elephant* story. Complete the discussion questions.
- **HIT THE TRAIL:** Play This or That to compare Generous Thoughts with Stinkin' Thinkin'.
- **BE BOLD:** Write Generous Thoughts to a special person for the Thinking of You activity.



## ADVENTURE 3: GENEROUS WORDS

Page 23

- **ESSENTIAL QUESTION:** Who can I say Generous Words to?
- **LEARNING TARGET:** I can use Generous Words to encourage my family and friends.
- **ENTER THE ADVENTURE:** Complete the INTRODUCTION and GRATITUDE JOURNAL.
- **EXPLORE THE BIBLE:** Read 1 Thessalonians 5:11. Complete the Generous Words activity.
- **DISCOVER WITH FRIENDS:** Read *Polly the Parrot* story. Complete the discussion questions.
- **HIT THE TRAIL:** Do the Generous Words Re-Build Activity.
- **BE BOLD:** Choose your favorite useful Generous Words. Take home a building block.



## ADVENTURE 4: GENEROUS MONEY

Page 33

- **ESSENTIAL QUESTION:** Who can I bless by being generous with my money?
- **LEARNING TARGET:** I can be generous with my money to bless my family and friends.
- **ENTER THE ADVENTURE:** Complete the INTRODUCTION and GRATITUDE JOURNAL.
- **EXPLORE THE BIBLE:** Read Hebrews 13:16. Discuss giving opportunities and Blessing Bucks.
- **DISCOVER WITH FRIENDS:** Read *Marco the Monkey* story. Complete the discussion questions.
- **HIT THE TRAIL:** Complete the Save, Share, and Spend activity.
- **BE BOLD:** Complete the Face To Face Interview to discuss Generosity within the family.



## ADVENTURE 5: GENEROUS TIME

Page 43

- **ESSENTIAL QUESTION:** Who can I generously give my time to?
- **LEARNING TARGET:** I can be generous with my time toward my family and friends.
- **ENTER THE ADVENTURE:** Complete the INTRODUCTION and GRATITUDE JOURNAL.
- **EXPLORE THE BIBLE:** Read James 9:4. Generate a Daily Opportunities list to show kindness.
- **DISCOVER WITH FRIENDS:** Read *Stanley the Sloth* story. Complete the discussion questions.
- **HIT THE TRAIL:** Identify ways to be generous within everyday moments with Stopwatch activity.
- **BE BOLD:** Practice the habit of using time generously to build a thankful heart.

# ADVENTURES AT A GLANCE



## ADVENTURE 6: GENEROUS INFLUENCE

Page 53

- **ESSENTIAL QUESTION:** Who can I impact through my Generous Influence?
- **LEARNING TARGET:** I can impact family and friends through the choices I make.
- **ENTER THE ADVENTURE:** Complete the INTRODUCTION and GRATITUDE JOURNAL.
- **EXPLORE THE BIBLE:** Read Colossians 3:17. Design a jersey to represent God's team.
- **DISCOVER WITH FRIENDS:** Read *Leroy the Lion* story. Complete the discussion questions.
- **HIT THE TRAIL:** Complete the Everything I Say and Do page.
- **BE BOLD:** Complete the Colossians 3:17 personal reflection and paper chain.



## ADVENTURE 7: GENEROUS ATTENTION

Page 63

- **ESSENTIAL QUESTION:** Who do I give Generous Attention to?
- **LEARNING TARGET:** I can use eye contact and show an interest in what others say.
- **ENTER THE ADVENTURE:** Complete the INTRODUCTION and GRATITUDE JOURNAL.
- **EXPLORE THE BIBLE:** Read Philippians 2:4. Complete the Distraction Reaction activity.
- **DISCOVER WITH FRIENDS:** Read *Franny the Flamingo* story. Complete the discussion questions.
- **HIT THE TRAIL:** Play the Listen and Learn Game.
- **BE BOLD:** Complete the Face To Face Interview to discuss Generosity within the family.



## ADVENTURE 8: GENEROUS BELONGINGS

Page 73

- **ESSENTIAL QUESTION:** Who can I be generous to by sharing my belongings?
- **LEARNING TARGET:** I can share anything in selfless ways with family and friends.
- **ENTER THE ADVENTURE:** Complete the INTRODUCTION and GRATITUDE JOURNAL.
- **EXPLORE THE BIBLE:** Read Luke 3:11. Complete the My Stuff: More Than Enough! page.
- **DISCOVER WITH FRIENDS:** Read *Koko the Kangaroo* story. Complete the discussion questions.
- **HIT THE TRAIL:** Play the Yes, No, or Later game.
- **BE BOLD:** Complete the Share A Sticker activity.



## ADVENTURE 9: GENEROUS GOD

Page 83

- **ESSENTIAL QUESTION:** Who knows me better than I do?
- **LEARNING TARGET:** I can recognize that I am fully known and loved by a generous God.
- **ENTER THE ADVENTURE:** Complete the INTRODUCTION and GRATITUDE JOURNAL.
- **EXPLORE THE BIBLE:** Read Psalm 139:1. Complete the I Am Known! activity.
- **DISCOVER WITH FRIENDS:** Read *Generous God* story. Complete the discussion questions.
- **HIT THE TRAIL:** Complete the Hello my Name is... Name Tag activity.
- **BE BOLD:** Take home a name tag as a reminder that students are fully known.



## ADVENTURE 10: THE 7 WAYS REVIEW

Page 91

- **ESSENTIAL QUESTION:** How can I use The 7 Ways of Living Generously to make a difference?
- **LEARNING TARGET:** I can give, share, and show that I care with those around me.
- **ENTER THE ADVENTURE:** Complete the INTRODUCTION and GRATITUDE JOURNAL.
- **EXPLORE THE BIBLE:** Read 2 Corinthians 9:6-7. Complete the Generosity books.
- **DISCOVER WITH FRIENDS:** Read *Your Great Big Generous Adventure*. Complete the discussion questions.
- **HIT THE TRAIL:** Complete the Generosity Job Proposal.
- **BE BOLD:** Discuss My Generosity Job. Present Generosity Jobs.



# ADVENTURE 1

## WHAT IS GENEROSITY?

### OVERVIEW

#### ESSENTIAL QUESTION

What is Generosity?

#### LEARNING TARGET

I can give, share, and show I care.

#### 7 WAYS OF GENEROSITY DEFINITION & CHEER

Generosity: To give, share, and show you care.

#### OBJECTIVES

- Build a habit and attitude of gratitude through writing and illustration.
- Read James 1:17 and identify specific, good gifts sent from God.
- Define Generosity and identify examples.
- Recognize personal strengths and unique character traits that can be gifted to others.

#### TEACHER PORTAL

Access the following ADVENTURE 1 materials:

- Bible poster.
- *Jasper G and the Me-Thinking Madness* story.
- Generosity images.
- ADVENTURE COMPANION: A Grown-Up's Guide to Generous Students.



### ADVENTURE AT A GLANCE

#### LESSON 1: ENTER THE ADVENTURE

Complete the INTRODUCTION and GRATITUDE JOURNAL.

#### LESSON 2: EXPLORE THE BIBLE

Read James 1:17.

Brainstorm, illustrate, write, and deliver the My Good Gift activity.

#### LESSON 3: DISCOVER WITH FRIENDS

Read *Jasper G and the Me-Thinking Madness*.

Complete the discussion questions.

#### LESSON 4: HIT THE TRAIL

Identify strengths and character traits.

Create and wear the I'm A Gift headbands.

#### LESSON 5: BE BOLD

Write and illustrate ways to be generous with friends and family on the I Can Be Generous page.

#### UPON COMPLETION

Send the ADVENTURE COMPANION home.








# LESSON 1 ENTER THE ADVENTURE

## START WITH GRATITUDE



### INTRODUCTION & GRATITUDE JOURNAL

Throughout the Generous Students program, teachers are encouraged to share personal reflections, stories, and connections. A great way to begin the Generous Students program is for teachers to tell their students about an adventure he/she has taken. Sharing photos or videos, telling stories, and showing excitement for the thrill and fun of an adventure is a great way to get the Generosity Adventure started!

**An adventure is an experience that helps us see the world from a different view than our own. We get to learn new things along the way. As a class, we are going on an adventure to learn about Generosity!**

The words “generous” and “Generosity” may be new to you today, but by the time we finish this adventure, you will be experts! We are going to learn from God’s Word. And we’ll meet some new friends along the way who will teach us about Generosity. We’ll put our learning into action and help make the world a better place with our generous hearts.

**Are you ready for an adventure? Of course, you are! Let’s ENTER THE ADVENTURE, EXPLORE THE BIBLE, DISCOVER WITH FRIENDS, and BE BOLD TOGETHER!**

We’ll experience 10 unique adventures together. In each adventure, we are going to learn something new about Generosity and build a cheer that helps us remember The 7 Ways of Living Generously. We will keep practicing this throughout our lessons. You could even practice it with a friend when you aren’t in class!

Now it’s time to define exactly what the word — Generosity — means as we adventure together. Turn to your neighbor and take turns sharing what you think Generosity means.



Write the word Generosity on the board for a visual brainstorm. Invite students to share ideas about what Generosity means and write keywords on the board. Identify common themes and connect student ideas to the Generous Students definition, then share the definition with the class:

**Generosity: To give, share, and show you care. This will be our definition of Generosity as we learn to be Generous Students!**

To get started, we’re going to learn the opening of the **GENEROSITY CHEER** and the definition of Generosity — to give, share, and show you care. Our cheer has hand motions, so let’s stand up and learn the **GENEROSITY CHEER** together!




### START WITH GRATITUDE!

All Adventures begin with a written GRATITUDE JOURNAL activity in LESSON 1. LESSONS 2-5 open with a shorter START WITH GRATITUDE exercise. Teachers can use the ideas listed in each lesson or choose from other ideas on the START WITH GRATITUDE resource in the Teacher Portal.

A grateful heart is the best place to start all Generous Students lessons and activities!



**TEACHER TALK is in bold text throughout the adventure.**



# LESSON 1 (CONTINUED) ENTER THE ADVENTURE

## START WITH GRATITUDE

### GENEROSITY CHEER

Let's talk about Generosity!  
To give, share, and show you care.  
There are 7 ways to live generously!



Pass out student booklets and give students an opportunity to look through them.

As we set out on our adventure, you'll notice the word generous comes up a lot! Another word for generous is kind. Being kind means wanting to do good and bring happiness to others.

#### Can you think of ways you have been kind to someone else?

Some examples of what it means to be kind or generous include:

- Cheerfully giving your favorite candy bar to a good friend.
- Spending time with a visitor at your house even though you'd like to do something else.
- Asking for a sticker for your sibling when the grocery store clerk gives you one.
- Sharing your crayons during art time.
- Having kind thoughts about yourself.
- Giving your classmate a compliment.

There are so many ways you can be generous! The best way to get your mind ready for a generous adventure is to look around you and think about something or someone that makes you happy. When you think about the people and things that bring you joy and that you're thankful for — that's called being grateful.

A grateful heart is the best place to begin a generous adventure. Each time we learn about Generosity, we're going to ENTER THE ADVENTURE by thinking of something or someone we are thankful for and draw a picture of it. You can write more details if you want an extra challenge!



Teacher models how to complete the GRATITUDE JOURNAL with a personal entry.


Now it's your turn! Begin by closing your eyes and thinking about a person or thing that makes you feel like you could burst with joy and thankfulness...Got it? Let's go!



Teacher directs students to complete their first GRATITUDE JOURNAL entry on page 5.



# LESSON 2 EXPLORE THE BIBLE SCRIPTURE CONNECTION



## ★ LESSON PREPARATION

- Display Bible poster.
- Obtain a gift box or bag with a photograph of the class.
- Locate My Good Gift in the Teacher Portal and make copies for each student.

As we begin our adventure with Generosity, I want to show you something special.



Teacher reveals a gift-wrapped box or gift bag with tissue.

I have a special gift.

### What do you notice about my gift?

Receiving gifts is very exciting, especially when they're wrapped so nicely. I really enjoyed taking my time to wrap this present. I was so joyful when I thought about what I was going to put inside of it! Should we see what's inside?



Teacher opens the gift and reveals to the class what's inside: A picture that includes all of the students.

You probably understand why I was so joyful as I was wrapping this gift because each of you brings me so much joy! You are a gift to me. It's a gift for me to be your teacher.

Every day when we come to school and spend the day together, it's a gift. Seeing you learn and make connections is a gift. Watching your friendships grow and hearing you laugh and giggle is a gift. YOU are a gift!

When God made you, it is as if He wrapped a present and put a very sparkly bow on it, preparing a one-of-a-kind gift for your family and friends. It's true! Here's what the Bible says about God's gifts:



Display Bible poster.

*Every good and perfect gift is from above, coming down from the Father of the heavenly lights...*

— James 1:17a

Our God, the Creator of all the lights in the heavens — and that's a lot of lights — made you in His image. You are a gift. Our God is generous! When you think about all the good things in your life, all the people that you love, each of those things is a reminder that God is generous.



## START WITH GRATITUDE!

For ways to engage students during gratitude time, refer to the START WITH GRATITUDE document in the Teacher Portal.

### GRATITUDE DISCUSSION IDEA:

Who is a friend you are grateful for and why?



# LESSON 2 (CONTINUED) EXPLORE THE BIBLE

## SCRIPTURE CONNECTION

Receiving gifts like toys, clothes, and games is always exciting. These are usually given during a celebration, like a birthday or Christmas. As fun as our toys can be, they'll never be able to fill our hearts with joy like the love of God, or the love we receive from our grown-ups, siblings, grandparents, or friends.

Think for a moment about your grown-ups in your life, your parents or guardians, your grandparents, your aunts and uncles, your siblings, or your close friends. The people you get excited to see and the people whose hugs make you feel good are gifts. The people who teach you about Jesus and the people who make you feel known and loved are gifts too.

### Who is a gift in your life? Why?

Today we're going to think of a special person who is a gift from God in our lives. Then we're going to remind them they are a good and perfect gift coming down to us from God our Father, who created all the lights in the heavens!



Have students identify someone in their life, a family member or friend, who is a gift from God. Then, direct students to pair up and share WHY that person is a gift.



Ask students to verbally share their answers to the following questions to encourage deeper thinking about their why:

### How does this person make you feel?

### What does this person do that gives you joy?

### Why do you enjoy being around this person?



Teacher shares a personal reflection and displays My Good Gift example sentence: When I think about someone who is a gift in my life, \_\_\_\_ comes to my mind. This person is a good gift from God because...

# LESSON 2 (CONTINUED)

## EXPLORE THE BIBLE

### SCRIPTURE CONNECTION



### MY GOOD GIFT ACTIVITY



- Direct Students to My Good Gift Brainstorm on page 6 of the student booklet.



- Have each student identify individuals in their life who are gifts to them — people who make them feel special, bring them joy, and are enjoyable to be around.
- Have students explain why these people make them feel special.
- After the brainstorming session is over, have students choose one of the people they identified to write about.
- Pass out the My Good Gift page from the Teacher Portal. This will be their final draft and will be given to a loved one. It is a great opportunity for showing their best work. Encourage students to include lots of detail.
- Students will write their name on the gift tag and illustrate a family member or friend who is a gift in their life.
- Have students write that person's name in the circle.
- For the final step, have students complete the sentence: \_\_\_\_\_ is my good gift because\_\_\_\_\_.

When students are finished, have a class prayer of thanksgiving for God's Generosity and all the gifts represented on the My Good Gift pages. Encourage students to take this home and give it to the person they wrote about. This will be a very special gift!



#### PAUSE & PRAY

Dear Jesus, thank You for all the many blessings You have already given us. Show us the needs around us today and help us meet them. Help us to share Your love by helping others. Help us to remember that You are the ultimate helper. Please guide us on this journey as we learn to be more generous like You. Open our eyes to all You have for us. Amen.

No page  
in student  
booklet for  
this lesson.

## LESSON 3

# DISCOVER WITH FRIENDS



## STORY TIME



### START WITH GRATITUDE!

For ways to engage students during gratitude time, refer to the START WITH GRATITUDE document in the Teacher Portal.

#### GRATITUDE DISCUSSION IDEA:

What is your favorite part of the school day that you are grateful for?

### ★ LESSON PREPARATION

- Access *Jasper G and the Me-Thinking Madness*.



#### START WITH GRATITUDE!

Now that our hearts and minds are in a grateful place — it's time to discover **Generosity!** Our animal friends will help us learn about it by telling us fun stories and helping us find ways we can be generous to our friends and family.

Today we will meet a very special friend who is coming on our Generosity Adventure with us— Jasper G— he is the cousin of the Generosity Giraffe that is here in our classroom! The Generosity Giraffe will introduce us to some of his jungle friends, too. We will learn from our Generosity Jungle friends, from what the Bible teaches us, and from one another as we journey toward becoming lifelong givers!



Introduce the Generosity Giraffe stuffed animal and allow students to see, touch, and even talk to the stuffed animal.

The Generosity Giraffe will be visiting us often in our classroom — you may even see him pop up at your desk! He's always looking for students who are generous. Let's take a look at him and see what we notice about the Generosity Giraffe.

- He has glasses to see opportunities to be generous and pay close attention to who is in front of him.
- His long neck allows him to be aware of the people near and far.
- And he has a bow tie because he likes to look snazzy!

Let's read our first story — *Jasper G and the Me-Thinking Madness*.

## DISCUSSION QUESTIONS



After reading the story, ask the following questions and allow student responses.

1. Was Jasper showing kindness at the beginning of the story? Why or why not?
2. How did Jasper feel in the middle of the story? How can you tell?
3. How did Jasper's feelings change at the end?
4. If Jasper could have chosen a special person to do the My Good Gift activity you completed recently, who would he have chosen? Why?



# LESSON 4 HIT THE TRAIL

## APPLICATION TIME

No page  
in student  
booklet for  
this lesson.

### ★ LESSON PREPARATION

- Display Generosity Character Traits images.
- Locate the I'm A Gift page and make copies for each student. (Cardstock is ideal for this project.)
- Have sentence strips and glue/stapler ready.



### START WITH GRATITUDE!

We've been learning how to think about what we're grateful for. We learned that all good gifts, especially the people we love, are from God.

Did anyone have a chance to give their My Good Gift to the person they wrote about?

How did it feel giving them that gift?

Let's say our Bible verse together:

*Every good and perfect gift is from above, coming down from the Father of the heavenly lights...*

— James 1:17a

There's one good gift that comes from God our Father that we haven't talked about yet — YOU! It's easy to think about the people we love and why they are a gift to us. Sometimes it can be tricky to think about ourselves in this way. But, just like your family and friends are good gifts to you, YOU are a good gift to them!

When you give, share, and show you care to your family and friends, your Generosity is a gift to them. Giving and sharing things, like your snacks or your toys, is generous. But, the biggest gift you can give is what's inside of you.

God made each of us to be one-of-a-kind. You're a gift like nobody else.

We're going to look at some pictures that show people giving their unique gifts to others. You'll notice that nobody is passing a gift-wrapped present in the pictures, but they're giving gifts of love, care, and joy to others.

Let's look at the first one together.

You'll notice it's a picture of kids laughing together and it says, "I'm a joyful friend."



### START WITH GRATITUDE!

For ways to engage students during gratitude time, refer to the START WITH GRATITUDE document in the Teacher Portal.

#### GRATITUDE DISCUSSION IDEA:

What is your favorite food you are grateful to eat and why?

No page  
in student  
booklet for  
this lesson.

## LESSON 4 (CONTINUED)

# HIT THE TRAIL

### APPLICATION TIME



Ask the following questions and allow student responses.

**Does anyone here like to laugh with others and give people joy?**

**Does anyone like to cheer up their friends by making them smile?**

In this picture, we see gifts of friendship and joy. Stand up if you are a joyful friend. Your joy and friendship are a gift!

As we move along and see more pictures, first we'll identify what good gifts are shown, then you can stand up if you believe God gave you that gift. You might stand up for every single one or you might stand up for one or two. We're all unique in how God made us.



Show slides that include visuals of kids with a variety of character and personality traits, along with a word or phrase.

Examples:

- I love to laugh.
- I'm a good listener.
- I'm patient.
- I like to help.
- I have good ideas.
- I'm a good brother/sister.
- I'm a kind leader.
- I share my toys.
- I like to smile.
- I'm good at cheering people up.
- I'm a quiet friend.

**Wow! That was a great way for us to get to know each other better! Our classroom is filled with unique gifts. Today you're going to choose one of the gifts God has given you — one of the reasons why you stood up — and make a headband that lets others know what gifts you have to give!**

**You are generous when you simply allow God to use the unique way He made you to care for others.**







# LESSON 5 BE BOLD

## LIVE IT OUT



### START WITH GRATITUDE!

For ways to engage students during gratitude time, refer to the START WITH GRATITUDE document in the Teacher Portal.

**GRATITUDE DISCUSSION IDEA:**  
Who is someone that made you smile today at school?

### ★ LESSON PREPARATION

- Have ADVENTURE COMPANION ready to be sent home.



START WITH GRATITUDE!

We know what Generosity means and that all good gifts come from God. We identified someone who is a gift from God in our life and thought about what special gifts we can share with our friends and family. Today we're going to think about specific things we can do to give, share, and show we care.

When you're with your friends and family, at school or at home, what can you do to give love, share something, or show you care about them? Let's start by thinking of all the ways we can be generous in our classroom — **how can you give, share, and show you care right here?**


Now, it's time to think of specific ways you can give, share, and show you care to your family and friends. Turn to page 7, I Can Be Generous, and let's read the directions together.



Read directions and allow time for students to complete the I Can Be Generous page. If time permits, have students share one of their ideas with the class before heading home for the day.



Send home the ADVENTURE COMPANION for ADVENTURE 1: WHAT IS GENEROSITY?





# GENEROUS STUDENTS™

THE ADVENTURE  
STARTS WITH ME!



**1<sup>ST</sup> GRADE**  
CHRISTIAN SCHOOLS

# GENEROUS STUDENTS™

## THE ADVENTURE STARTS WITH ME!

Generous Students™: The Adventure Starts With Me!

Copyright © 2023 by I Like Giving®

Written by: Dana Brady, Laura Formsma, Megan Shahabi, Christie Tallant,  
Kierstin Toth, & Stacey Ziegler

Edited by: Susanna Aughtmon & Jack Aughtmon

Design: Chelcea Cummings & Tawney Kuhn

Scripture quotation is taken from the Holy Bible, New International Version unless otherwise noted.

Scriptures taken from the Holy Bible, New International Version®, NIV®. Copyright © 1973, 1978, 1984, 2011 by Biblica, Inc.™ Used by permission of Zondervan. All rights reserved worldwide. [www.zondervan.com](http://www.zondervan.com) The “NIV” and “New International Version” are trademarks registered in the United States Patent and Trademark Office by Biblica, Inc.™

Scripture quotations marked (NLT) are taken from the Holy Bible, New Living Translation, copyright ©1996, 2004, 2015 by Tyndale House Foundation. Used by permission of Tyndale House Publishers, Carol Stream, Illinois 60188. All rights reserved.

Scripture taken from the International Children’s Bible®. Copyright © 1986, 1988, 1999 by Thomas Nelson. Used by permission. All rights reserved.

Scripture quotations are from the ESV® Bible (The Holy Bible, English Standard Version®), copyright © 2001 by Crossway, a publishing ministry of Good News Publishers. Used by permission. All rights reserved.

All rights reserved. No part of this book may be reproduced or transmitted in any form or by any means, electronic or mechanical, including photocopying and recording, or by information storage or retrieval system, without permission in writing from I Like Giving®.


Printed in the United States of America  
2023

# THIS BOOK BELONGS TO

## LOOK AHEAD AT THE ADVENTURE



**ADVENTURE 1**  
**WHAT IS GENEROSITY?**  
Page 4



**ADVENTURE 2**  
**GENEROUS THOUGHTS**  
Page 8



**ADVENTURE 3**  
**GENEROUS WORDS**  
Page 11



**ADVENTURE 4**  
**GENEROUS MONEY**  
Page 15



**ADVENTURE 5**  
**GENEROUS TIME**  
Page 19



**ADVENTURE 6**  
**GENEROUS INFLUENCE**  
Page 22



**ADVENTURE 7**  
**GENEROUS ATTENTION**  
Page 26



**ADVENTURE 8**  
**GENEROUS BELONGINGS**  
Page 29



**ADVENTURE 9**  
**GENEROUS GOD**  
Page 32



**ADVENTURE 10**  
**THE 7 WAYS REVIEW**  
Page 35



**ADVENTURE COMPANION**  
Page 38

## ADVENTURE 1

# WHAT IS GENEROSITY?

MEET THE GENEROSITY GIRAFFE



To give, share,  
and show  
you care!



LESSON 1

# ENTER THE ADVENTURE

## GRATITUDE JOURNAL

Draw a person or thing you're grateful for today!  
If you want an extra challenge, write it out on the line.

Today I'm grateful for...

Handwriting practice lines consisting of solid top and bottom lines with a dashed middle line. There are five sets of these lines provided for writing.





LESSON 2

# EXPLORE THE BIBLE

## SCRIPTURE CONNECTION

### My Good Gift Brainstorm

*Every good and perfect gift is from above, coming down from the Father of the heavenly lights...*

— James 1:17a

Who is a gift from God in your life?

---

---

---

How do they give you joy?

---

---

---

---

---

What do you love about them?

---

---

---

---

---




# LESSON 5 BE BOLD

## LIVE IT OUT

### I Can Be Generous!

You are a gift from God — and you have gifts to give others! How can you be generous to your family and friends? Draw pictures of specific ways you can give, share, and show you care! In the next few days, pick one person who you would like to give to, share with, and show how much you care.



## ADVENTURE 1

# WHAT IS GENEROSITY?

MEET THE GENEROSITY GIRAFFE

To give, share,  
and show  
you care!





## ADVENTURE 1

# WHAT IS GENEROSITY?

Welcome to Generous Students! Your child has begun a new adventure into the world of Generosity. After each lesson, you'll receive this ADVENTURE COMPANION — to share what was taught and let you know how you can join in the life-changing journey of Generosity at home! Visit [generousclassroom.com](http://generousclassroom.com) for more information!



### Generous Learning A Glimpse Into the Adventure

- We brainstormed together to think about what Generosity means.
- We identified people in our lives that are a gift from God for the My Good Gift activity.
- We learned how to use The 7 Ways in everyday life.
- We identified ways each student is a unique gift and made I'm a Gift headbands.



### Generous Friends

Meet **The Generosity Giraffe!** He taught us what Generosity means: to give, share, and show you care.

Ask your child about our story — *Jasper G and the Me-Thinking Madness*.



### Generous Conversations: Family Discussion Starters

- Grown-ups, who first modeled Generosity for you? Tell your kids about the impact this person has had on your life.
- How were you generous today by giving, sharing, or showing that you cared?
- In what specific ways could our family be more generous to one another?



### Generous Home: Bring Generosity home with these ideas!

- Each lesson in Generous Students begins with START WITH GRATITUDE. To get the day started off right, make it a habit on the drive to school to have everyone in the car share the three things they're grateful for.
- Students reflected on the truth that they are God's generous gift. Take a few moments to tell your child how he/she is a gift to you.
- Find ways to connect regular moments in the day to Generosity. The 7 Ways of Living Generously can anchor your parenting. It provides great language and understanding around building healthy relationships, managing conflict, maintaining harmony in the home, and raising kids with grateful hearts.



### Generous Wisdom

**James 1:17 (NLT) — Whatever is good and perfect is a gift coming down to us from God our Father, who created all the lights in the heavens.** All of the good things in our life are a gift from our Generous God!



Learn more about  
Generous Classroom™ at  
[generousclassroom.com](http://generousclassroom.com)

Get inspiration, free downloads, and  
supplemental ideas by following us on  
social media @GenerousClassroom